



**AGENDA
WEDNESDAY, MAY 20, 2026
NRRA BOARD MEETING 12:00
NEW RIVER RESOURCE AUTHORITY
DUBLIN, VIRGINIA:**

- I. CALL TO ORDER AND ROLL CALL**
- II. APPROVAL OF MAY 20, 2026, AGENDA**
- III. APPROVAL OF APRIL 22, 2026 MEETING MINUTES:**
- IV. OLD BUSINESS**
 - 1. Tazewell County
 - 2. Patrick County
- V. NEW BUSINESS & ADMINISTRATIVE ITEMS:**
 - A. Items of Consent:**
 - 1. Transaction by Vendor Report
 - 2. Financial Statement
 - B. Administrative Items:**
 - C. Reports:**
 - 1. Executive Director's Report
 - 2. Engineering
- VI. PUBLIC COMMENTS**
- VII. ADJOURN**

This agenda is subject to change at the discretion of the New River Resource Authority.

AT A MEETING OF THE NEW RIVER RESOURCE AUTHORITY
HELD ON WEDNESDAY, APRIL 22, 2026, AT NOON, NRRA
ADMINISTRATION BUILDING,
DUBLIN, VIRGINIA:

- PRESENT: Mr. Steve Fijalkowski, Chairman
Mr. Tom Starnes, Vice-Chairman
Mr. Dirk Compton, Secretary
Mr. Seth Gillespie, Member
Mr. Barry Helms, Member
Ms. Debbie Lyons, Member
Mr. Chris McKlarney, Alternate
Mr. Mike Mooney, Member
- STAFF: Mr. Joseph Levine, NRRA Executive Director
Ms. Monica Furrow, NRRA Assistant Secretary
Mr. Howard Estes, NRRA Legal Counsel
Mr. Ike Snider
Mr. Adam Slaughter
Mr. Nate Hurst
Mr. Brandon Atkins
Mr. Isaac Slade Wall
- ABSENT: Mr. Paul Baker, Member
- GUESTS: Mr. Andrew Monk, Thompson & Litton, Inc.
Mr. Adam Murray, Thompson & Litton, Inc.

I. Call to Order and Roll Call:

Chairman Fijalkowski called the meeting to order. An invocation and Pledge of Allegiance followed.

II. Approval of April 22, 2026 Agenda:

The motion to approve the April 22, 2026 Agenda as was made by Mr. Compton. The motion was seconded by Mr. Starnes and approved by a unanimous vote of the Authority Board.

III. Approval of Meeting Minutes:

The motion to approve the March 18, 2026, meeting minutes as was made by Mr. Gillespie. The motion was seconded by Mr. Helms and approved by a 7-0-1 vote of the Authority Board. Mr. McKlarney abstained.

IV. Old Business:

1. Tazewell County:

Mr. Levine stated that Montgomery County, City of Radford, and Giles County had voted in favor of the emergency agreement with Tazewell County. Mr. Mooney stated that Pulaski County discussed the emergency agreement at their last board meeting, in a closed session, and that they will be discussing it again at their upcoming meeting. Ms. Lyons stated that the Town of Dublin Council discussed it at their previous meeting as well.

Mr. Fijalkowski asked about changing the language in the resolution. Mr. Estes stated that if there are any amendments to the draft agreement as presented it would need to be recirculated to all member jurisdictions until there is final language approved by each Member.

2. Patrick County:

Mr. Compton stated that there was some resistance from the Pulaski County Board. Mr. Mooney agreed with Mr. Compton. Ms. Lyons raised concerns about costs of building new cells and landfill capacity. Mr. Levine stated that Thompson and Litton had provided information on what the impact from Patrick County would be. Mr. Fijalkowski asked if the respective Council and Board for the Town of Dublin and Pulaski County had gotten the Thompson and Litton memo. Ms. Lyons and Mr. Mooney answered that they do have it. Mr. Levine offered to attend meetings if it would be helpful in clarifying the impact of adding a customer to NRRRA.

V. New Business:

A. Items of Vote:

1. Transaction by Vendor Report:

The Transaction by Vendor Report for the month of March 2026 was presented.

The motion to approve the Transaction by Vendor Reports for the month of March 2026 was made by Mr. Starnes. The motion was seconded by Mr. Compton and approved by a roll-call vote of the Authority Board as follows:

Mr. Compton	<u>yes</u>	Mr. McKlarney	<u>yes</u>
Mr. Gillespie	<u>yes</u>	Mr. Mooney	<u>yes</u>
Mr. Helms	<u>yes</u>	Mr. Starnes	<u>yes</u>
Ms. Lyons	<u>yes</u>	Mr. Fijalkowski	<u>yes</u>

2. Draft Financial Statements:

The Draft Financial Statements as of March 31, 2026 were presented.

The motion to approve the Draft Financial Statements as of March 31, 2026 was made by Mr. Helms. The motion was seconded by Mr. Gillespie and approved by a roll-call vote of the Authority Board as follows:

Mr. Compton	<u>yes</u>	Mr. McKlarney	<u>yes</u>
Mr. Gillespie	<u>yes</u>	Mr. Mooney	<u>yes</u>
Mr. Helms	<u>yes</u>	Mr. Starnes	<u>yes</u>
Ms. Lyons	<u>yes</u>	Mr. Fijalkowski	<u>yes</u>

B. Administrative Items:

There were no Administrative Items to discuss.

C. Reports:

1. Executive Director Report:

Mr. Levine presented the Executive Director's Report. Included in the report is the waste stream for March 2026 and an operational summary. In summary of the balance sheet, he reported that revenues are 20.9% above projections and expenses are 8.1% below to-date. A total of 19,999.05 tons of waste was managed in March 2026. The amount transferred to the Reserve Fund for March 2026 was \$217,493.87. The total year-to-date transferred to the Reserve Fund is \$1,883,409.11. On April 6, Critzer Elementary School was on-site for a school tour. He noted that NRRRA has several schools lined up for tours for the months of April and May. On April 30, the recycling report is due to VDEQ. On May 12, Robinson, Farmer, and Cox Associates will have a remote audit workday. NRRRA will be having its annual Household Hazardous Waste Day on August 1, from 9:00 am to 12:00 pm. The Resource Authority now has a

Facebook page. He noted that it isn't to be used a comment page.

2. Equipment Presentation:

Mr. Adam Slaughter gave a presentation regarding a CAT D6 XE electric drive dozer. A copy of the presentation is included with the minutes.

3. Engineering:

Mr. Levine presented the Engineering section of the Agenda.

Mr. Adam Murray from Thompson and Litton reported that both the preliminary engineering reports on short-term and long-term solutions responding to the elevated ammonia have been given to Pepper's Ferry Regional Wastewater Treatment Authority.

VI. Public Comments:

The Chairman invited Public Comments.

No comments were presented.


VII Adjourn:

The motion to adjourn the meeting was made by Mr. McKlarney. The motion was seconded by Mr. Helms and approved by unanimous vote of the Board.

With no further business, the meeting adjourned at 1:08 pm.

The next scheduled meeting of the Authority Board is Wednesday, May 20, 2026, 12:00 (NOON), at 7100 Cloyd's Mountain Road Dublin, VA 24084.

Respectfully Submitted,




Monica Furrow,
Assistant Secretary

Approved at _____ Board Meeting.

Steve Fijalkowski, Chairman

Dirk Compton, Secretary



NRV Regional Household Hazardous

Waste Collection Day

Residents served by the Regional Solid Waste Management Area residents are invited to participate in the Region's HHW Event on **Saturday, August 1st, 2026**, from **9:00 a.m.** to **12:00 p.m.** at the New River Resource Authority, 7100 Cloyd's Mtn. Road. Dublin, VA 24084

Residents interested in this event should call **NRRA at (540) 674-1677** to schedule an appointment.

NO COMMERCIAL WASTE or COMMERCIAL VEHICLES will be accepted

This program is sponsored by

The New River Solid Waste Authority


FOLLOW US ON FACEBOOK



New River Resource Authority

1 follower · 0 following · 2 posts

 Waste Management Company ·  (540) 674-1677

 Following ▾

 Message

All

Photos

Reels

Mentions

Details



Not yet rated (0 Reviews)



Opening Soon

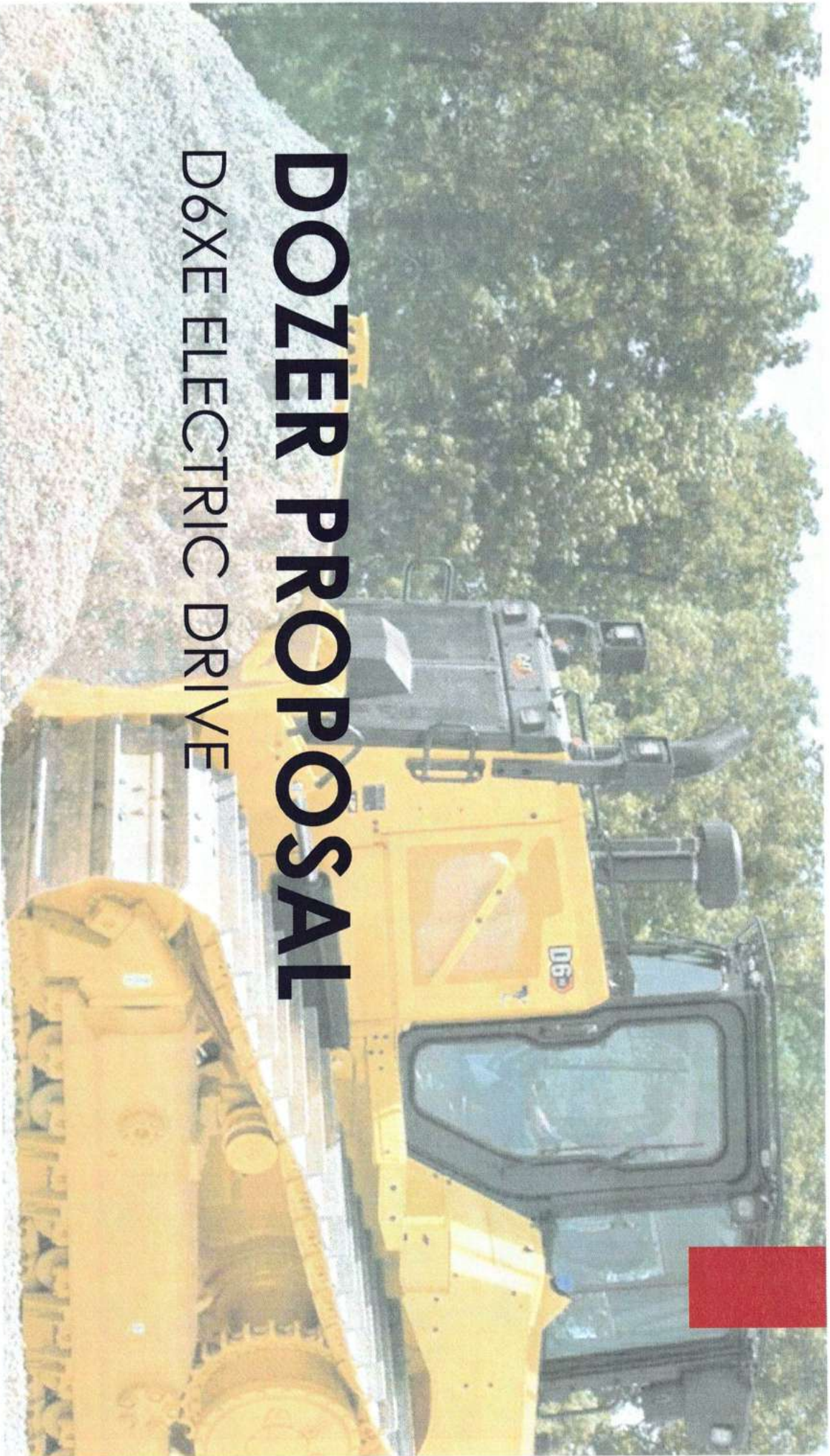


7100 Cloyds Mountain Road, Dublin, VA,
United States, 24084

Links



newriverresourceauthority.org



DOZER PROPOSAL

D6XE ELECTRIC DRIVE

INTRODUCTION



- ▶ Adam Slaughter- A Dublin native with a family of five. I served the automotive and equipment industry in a technical, mechanical, fleet management, and service-oriented capacity at the dealer level for ten years. I'm skilled and versatile in this and enjoy the methodical process of problem-solving.





OUR EQUIPMENT OVERVIEW



- ▶ We have various equipment manufactures- Cat, Morbark, John Deere, JCB, Terex, Bomag, International.
- ▶ Machine age is very broad because of usage, ranging from 1997 (dump truck) to 2023 (big excavator).
- ▶ Hours are the same ranging from 1,000 hours - 21,400 hours.
- ▶ Some machines are used on an "as needed" basis. We utilize others everyday and are the back bone of our operations.

HOW IS OUR EQUIPMENT

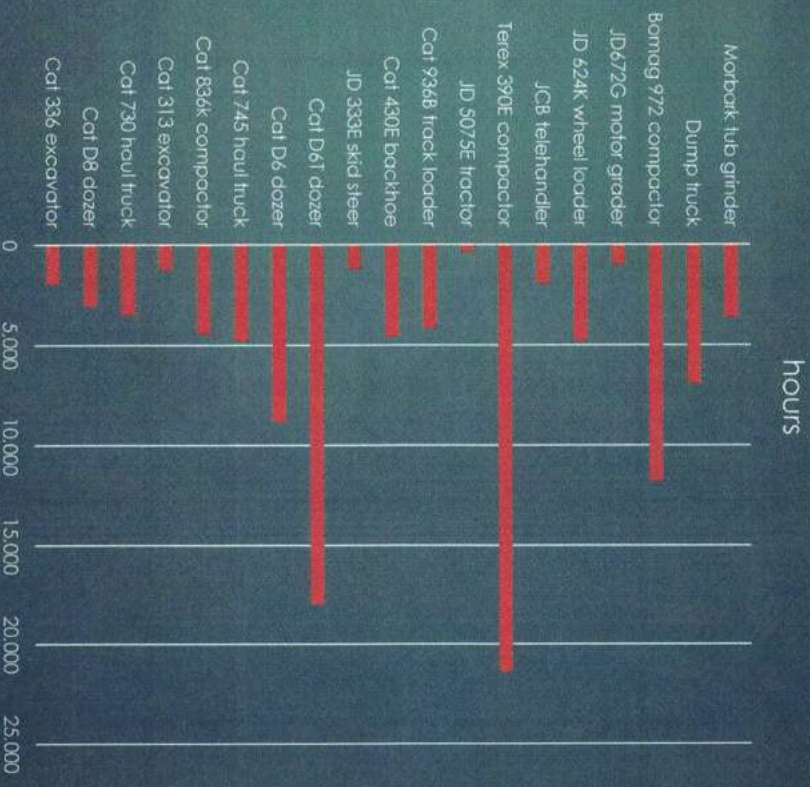


HEALTH?

- ▶ Considering the previous slide, as well as foreseeable factors like parts availability and estimated yearly usage, we are well-positioned. We use our machines as intended and maintain them well. Documenting services and repairs along with tracking wear data aids in the best proactive approach to minimize downtime, keep the parts we need, and keep the equipment fleet fluent.

HOURS/AGE VISUAL

Machines	year	hours	cost new
Cat 336 excavator	2023	1,980	\$475,000
Cat D8 dozer	2023	3,060	\$1,300,000
Cat 730 haul truck	2019	3,498	\$434,000
Cat 313 excavator	2022	1,244	\$240,000
Cat 836k compactor	2023	4,439	\$1,250,000
Cat 745 haul truck	2018	4,821	
Cat D6 dozer	2019	8,835	\$460,000
Cat D6T dozer	2010	17,995	
JD 333E skid steer	2015	1,215	
Cat 430E backhoe	2009	4,595	
Cat 936B track loader	1996	4,140	
JD 5075E tractor	2019	350	
Terex 390E compactor	2004	21,405	
JCB telehandler	2005	1,950	
JD 624K wheel loader	2014	4,800	
JD672G motor grader	2014	1,008	
Bomag 972 compactor	2018	11,800	\$867,000
Dump truck	1997	6,934	
Morbark tub grinder	1999	3,615	
Road tractor	2007	214,000 miles	
Rolloff truck	2005	222,000 miles	
Plow truck	2002	57,000 miles	
Service truck	2024	2,000 miles	\$172,000



WHEN IS EQUIPMENT REPLACEMENT DUE?

- ▶ It's a balancing act between age, priority, dealer support, and sometimes the market for buying and selling equipment.
- ▶ Our lower-priority machines are typically older units that aren't needed every week yet perform their job and can be repaired when necessary. Their resale isn't substantial, so it has little impact on the total cost of ownership. These can usually remain in service until they are in fair to below-fair condition. (e.g., telehandler, road tractor, skid steer, track loader, Terex compactor)
- ▶ Our middle-priority machines are typically used weekly or bi weekly and are generally in fair condition. They can still be repaired promptly and retain good value relative to their replacement cost. (e.g., tub grinder, backhoe, dump truck, wheel loader)
- ▶ Our high-priority machines are mainly landfill equipment and landfill support equipment. It's critical that these be in good operating condition and that back ups are available in case of failure. These machines are used daily and accrue hours quickly, which is why we cycle through them more frequently. (compactor, dozer, haul trucks, excavator)
- ▶ This year, we have a dozer that has exceeded its service as a high-priority machine.

DOZERS AND NEEDS



- ▶ As machines operate, they're monitored and assessed.
- ▶ Eventually, the time comes where a replacement is needed.
- ▶ In this case, it's our oldest D6 (built Nov. 2010), which is now 16yrs old and has 18,000 hours. It has already undergone one medium-tier rebuild.
- ▶ At this point, we begin evaluating replacement options that best meet the facility's operational needs.

WHAT QUALIFIES AS A GOOD CANDIDATE?

- ▶ Dozer that has a good combination of:
 - ▶ Weight
 - ▶ Power
 - ▶ Maneuverability
 - ▶ Blade capacity
 - ▶ Efficiency
 - ▶ Uptime
 - ▶ Product support



WHAT DOES THAT LOOK

LIKE?

- ▶ Lack of dealer support eliminates Komatsu or Liebherr.
 - ▶ Lack of support and structure eliminates case.
- ▶ John Deere has worked adequately for us in loader applications, and dealer support was satisfactory. However, the dozer side (JD1050K) did not perform well. It resulted in higher downtime compared to all of our equipment, second only to the tub grinder. Service support was poor as well due to a lack of training for the Dozer.
- ▶ Cat would be the sensible option in our region due to its strong dealer network and the best product/parts support in the state.

KOMATSU

LIEBHERR




JOHN DEERE

CAT

CAT OPTIONS FOR A D6 ?

- ▶ There was typically two options for a D6: high drive and low drive.
- ▶ In 2018 the D6 XE was introduced as a third option.
- ▶ But what is an XE, and how does it compare to a standard?
- ▶ In the following slides we'll discuss this, pros/cons, and customer reviews from people in the waste industry.



THE D6'S



STANDARD D6

- ▶ WEIGHT: 50,733LB
- ▶ ENGINE: 9.3L (215HP)
- ▶ DRAWBAR POWER: 153HP
- ▶ 4 SPEED AUTO TRANS
- ▶ SAME MAX SPEED

D6XE

- ▶ WEIGHT: 51,333LB
- ▶ ENGINE: 9.3L (215HP)
- ▶ DRAWBAR POWER: 160HP
- ▶ Electric drive
- ▶ SAME GENERAL BUILD OPTIONS
- ▶ They seem similar so why offer one???

WHY?

- ▶ This served as a 30-year redesign, along with the standard D6 in 2018. It was a good opportunity to create greater versatility using the technology we have today for the future. They also offer XE models in loaders and mining equipment.
- ▶ Simplicity- Less moving parts.
- ▶ Power- More and instant power across all ranges.
- ▶ Longevity- Engine can keep its optimal power and RPM range most of its life. Keeping engine in its most effective range also reduces emissions.
- ▶ Reduced parasitic load due to little to no drive shafts and gear boxes.
- ▶ Today's components and materials are superior and can provide a longer service life than diesel-mechanical systems.
- ▶ Proof???

TECHNOLOGY

- ▶ At its core, this system has been in full force since the 1940s.
- ▶ Used in applications such as, but not limited to:
 - ▶ Marine: cruise ships, off shore vessels, tankers, submarines
 - ▶ Locomotives
 - ▶ Buses
 - ▶ Military tanks
- ▶ Mining industry: drills, shovels, haul trucks, underground loaders



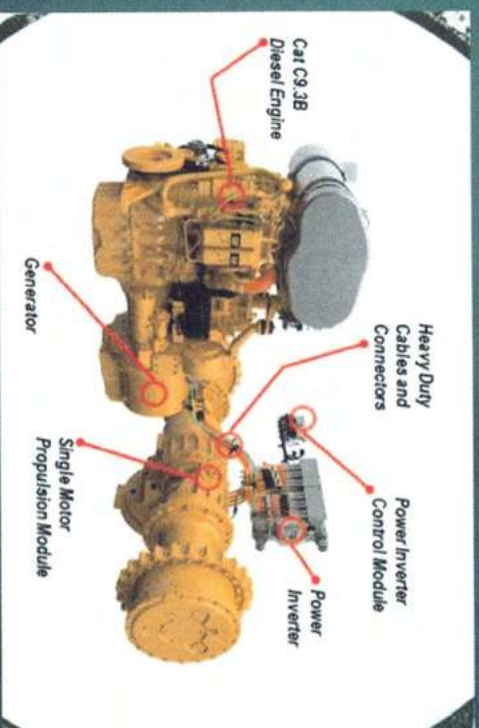
CATERPILLAR D6XE OVERVIEW

- ▶ It's an electric drive dozer
- ▶ Not an electric dozer
- ▶ NOT BATTERY POWERED
- ▶ NO PLUG IN BETWEEN SHIFTS




CATERPILLAR D6XE

- ▶ The major difference in the machines is the drive system, along with some power supplies. The rest of the machine is very similar to a standard model.
- ▶ As shown, the engine and final drives are the same. A generator replaces the torque converter, and a DC motor replaces the transmission. Similar to a locomotive powertrain DC setup.




Pros



- ▶ Simplicity- 90% less moving parts than a standard power shift transmission.
- ▶ Cost in maintenance- On average, 12% reduction due to longer intervals and less oil compared to the D6T; 3% better than the D6.
- ▶ Cost in fuel- On average, 23% less fuel compared to the D6T; 10% less fuel than the D6.
- ▶ 30-minute cab removal vs 4hr on a standard D6 saves time and labor whenever in-depth work is performed.
- ▶ A 45% smaller turning radius compared to the D6 will aid in waste handling.
- ▶ Power to the ground at all times without shifting.
- ▶ More power in general, comparable to a D7.

Cons

- ▶ Comparing equally optioned standard and XE machines shows an average 7% higher investment for the XE (748k vs. 700k), depending on market conditions and inflation.
- ▶ According to Cat's 50,000 hours of field testing, the increased efficiency, fuel savings, and reduced total cost of ownership give us a return on investment in just 2 years. Although the savings and efficiency present an immediate benefit to our environment.



WARRANTY

- ▶ The base warranty for both machines is 1yr/unlimited-hour machine and 5-yr/3000-hour emissions.
- ▶ When introduced in 2018, Cat offered a 7-yr/20,000-hour warranty on the electric drive as an incentive to protect customers in the event of a failure. They discontinued that offering in 2023 because the failure rate with these machines was comparable to a standard powertrain.
- ▶ Note: we purchase 10,000-hour Premier warranties for our landfill machines, so failures would not impact us (e.g., Bomag engine-\$148k). This can also support planning for a buy-back at end of life when a new replacement is needed.

EFFICIENT AND SIMPLE

The D6XE's Electric Drive Power Train has

90% FEWER

moving parts than a traditional power shift transmission

FEWER MOVING PARTS MEANS A SIMPLER SYSTEM AND REDUCED MAINTENANCE COSTS FOR YOU

SIMPLE SERVICE ACCESS

High drive allows Electric Drive power train to slide out the back of the door like traditional machines. Get to the power electronics through a panel in the cab. If you ever need to access the generator, the cab can be removed in about 30 minutes.

EASY DIAGNOSTICS

Next generation Electric Drive features simplified diagnostics via Electronic Technician. Power electronics are serviceable for lower cost. Plus, Electric Drive has fewer moving parts, fewer components to replace and a longer design life to rebuild than a standard powershift transmission.

DOZE WITH CONFIDENCE

D6XE Assurance Plan* covers parts and labor on everything related to the Electric Drive Power Train – generator, motor, power inverter and cables – should there be a defect or failure of these components for 7 years/20,000 hours. Fully transferable.

*Coverage includes specified hours and EPA net over. Customer must perform work per following and previous requirements.

SOUNDS GOOD ON PAPER?



- ▶ We can see a clear advantage in the XE offering.
- ▶ They have been in use for 7-8 years and have proven themselves in all aspects.
- ▶ Support is strong. The dealer reports high customer satisfaction among all users, with noted productivity gains and overall performance improvements. They also noted that, since establishing a solid foot print in the market, their technicians are well-versed in them. An added benefit of the electric drive setup, compared to standard machines, the Generators technicians are cross-compatible to work on the drive systems.
- ▶ What about off the paper and on the ground?

LANDFILL REVIEWS



- ▶ Five landfills were surveyed on their D6 XE units. These reviews are based on a cumulative owner/operator experience ranging from 500 to 13,000 hours, including a unit that has undergone a second-life rebuild. These landfills are as follows:
 - ▶ 1st Piedmont of Virginia
 - ▶ RVRA of Virginia
 - ▶ Region 2000 of Virginia
 - ▶ Horry Co. of South Carolina
 - ▶ Rumpke of Ohio

1st PIEDMONT, DANVILLE, VA



1st PIEDMONT REVIEW



- ▶ Billy stated they've had theirs since new for 500 hours. It replaced a D6T. They've noticed more usable power, and the undercarriage has been trouble-free. Fuel usage has decreased; now refueling every 2 days if chosen.
- ▶ Neither operators nor managers have reported negative remarks

RVRA, Roanoke VA



RVRA REVIEW



- ▶ Joey stated they've had theirs since new for 5,991 hours. It replaced a Komatsu dozer that burned down. They also have a JD 850 (225hp, 51,000lb) and the D6 XE outperforms it. It's the most powerful machine they've had in this class. It also uses less fuel than their other dozers, which has been a major selling point along with its power. Joey noted the D6 XE has averaged 5 gallons per hour through its life so far. Our D6T averages 7 gallons per hour. It's a very quiet and smooth machine when compared to others in its class. Even at these hours, the undercarriage report looks good and shows no need for replacement.
- ▶ Neither operators nor managers have any negative remarks.

REGION 2000, LYNCHBURG VA



REGION 2000 REVIEW

- ▶ Larry (Buzz) stated they've had theirs since new for 13,000 hours. They were the first in the area to purchase one and initially felt like the guinea pig, but the machine has exceeded expectations. The biggest selling point for him was fuel savings. Compared to their Cat 973 track loader (65,000lb 250hp), they saved 10,000 gallons their first year, using 30-35 gallons daily. For reference, our older D6T averages 60 gallons daily. Second selling point was the power; they feel that they can push with a D8. Turning radius is smaller and quick because of the electric drive. Their undercarriage has worn well compared to their D6T. At end-of-life, they looked at rebuild or replace; rebuilding was \$300,000 less, so they chose that route. When the electric motor and generator were inspected, they were only 25% worn.
- ▶ Only negative remark was they did have to perform an update on the inverter. He noted it wasn't really an issue; it's just the only problem he could recall in the machine's life. They also chose to install HJl final drive guards because of their waste stream, which has served them well. Early on, they had two final drive failures caused by material-wrap, with each repair costing around \$10,000. The guards costed \$40,000 and will usually last the life of the machine. There have been no issues since installing the guards.

HORRY CO, SC LANDFILL



HORRY CO LANDFILL REVIEW



- ▶ This site is similar to us in waste stream, tonnage, gas to energy, and quality.
- ▶ Ritchie stated that they have four units since new. They have 200 and 400 hours and the other two have over 10,000 hours. They are extremely pleased and plan to continue with this model. Ritchie stated that they had D6T's and the XE's consume half the fuel. They're incredibly powerful and maneuverable, with excellent uptime and Production. An XE can push an entire walking floor trailer on the working face, whereas a D6T would require several passes. Undercarriage wear has been comparable to their non-XE dozers.
- ▶ The only negative remark was one unit had a generator replacement at 7,000 hours. They have a 10,000-hour Premier warranty on all of their machines, so it was covered. They also use HJL final drive guards due to their waste stream and run 32" solid LGP pads. The pads are simply a spec preference.

RUMPKE WASTE GROUP COLERAIN TOWNSHIP, OH



RUMPKE WASTE GROUP REVIEW



- ▶ This group services Ohio, Indiana, and Kentucky with landfills and transfer stations across their territory. One of their landfills run 12,000 tons daily. They have multiple sites that run 24 hours, seven days a week.
- ▶ Don (Equipment Manager) stated they have eight XEs in their fleet since new. Hours range and have up to 13,000hrs on some of them. He also mentioned that Waste Management was the first in line to purchase them. Engineers from Cat and Bomag frequently demo machines and stay on-site for field testing on many waste-application machines. As a result, they've had the opportunity to put more hours on these machines and others, than anyone else. Both he and the operators are extremely pleased. They are more powerful, efficient, nimble, and maneuverable than anything in their class. He can attest to at least 25% fuel saving compared to the newer standard D6s in their fleet. The extra power is particularly beneficial for cell construction and slope work. These machines have also cost less to service and repair over their lifespan, and undercarriage wear has been comparable to standard machines.
- ▶ Neither he nor operators have negative remarks. They also have D7 XEs and are pleased with them.

AT THE END OF THE ROAD



END OF MACHINE LIFE

- ▶ Rebuild option- The rule of thumb from the rebuild center is that the cost averages 60% of the machines original price. The XE can be rebuilt for slightly lower percentage, as Cat states the generator lifespan is 25 years. However, wiring is recommended to be replaced every 15 years in both components essentially making it more cost effective. Landfill machines operate in harsh environments that Cat classifies as extreme conditions, typically making one rebuild feasible. Based on the 60% rule, there would only be about a 9% difference in rebuild cost, but it would likely be close to even, or less, since minimal work is required on the electric drive.
- ▶ New Replacement option- Do a trade in or buy back at a 10,000-hour fixed price. Prices reflect the average current market:
 - ▶ Trade in:
 - ▶ D6- \$70,000
 - ▶ D6 XE- \$100,000
 - ▶ Buyback will be on average \$50,000 because both machines would need rebuild by dealer standards.


CONCLUSION



- ▶ A more powerful, quieter machine that turns tighter, uses less fuel, runs smoother, and reduces day-to-day operator fatigue.
- ▶ A machine that leaves a smaller environmental footprint, with fewer parts, servicing and maintenance year to year
- ▶ The machine has proven to be a sustainable, high-value asset and a significant advancement for any fleet throughout its life, regardless of focus (performance, cost, value, maintenance, or productivity).
- ▶ The XE returns its higher initial investment over its life through fuel, maintenance, and trade-in value alone, not including productivity and efficiency gains.



COMMENTS, QUESTIONS OR CONCERNS?



NEW RIVER RESOURCE AUTHORITY

Transaction List by Vendor

April 2026

Type	Date	Num	Account	Amount
AFLAC				
Bill	04/21/2026	624435	520.08 MISCELLANEOUS BENEFITS	528.35
Bill Pmt -Check	04/21/2026	9948	202 ACCOUNTS PAYABLE	528.35
AMAZON CAPITAL SERVICES				
Bill	04/07/2026	1126339...	754.10 SUPPLIES/MAINT GENERAL	39.09
Bill Pmt -Check	04/07/2026	EPAY	202 ACCOUNTS PAYABLE	39.09
Bill	04/21/2026	112-7036...	803.01 TOOLS/SUPPLIES GENERAL	32.96
Bill Pmt -Check	04/21/2026	EPAY	202 ACCOUNTS PAYABLE	32.96
Bill	04/28/2026	1120278...	702.10 OFFICE EQUIP/SUPPLIES	205.64
Bill	04/28/2026	1128194...	754.10 SUPPLIES/MAINT GENERAL	28.98
Bill Pmt -Check	04/28/2026	EPAY	202 ACCOUNTS PAYABLE	205.64
Bill Pmt -Check	04/28/2026	EPAY	202 ACCOUNTS PAYABLE	28.98
ANTHEM BLUE CROSS BLUE SHIELD				
Bill	04/03/2026	2026042...	520.03 HOSPITAL/MEDICAL	47,908.40
Bill Pmt -Check	04/03/2026	EPAY	202 ACCOUNTS PAYABLE	47,908.40
APPALACHIAN POWER				
Bill	04/07/2026	4226OLD...	751.80 ELECTRICITY NEW RIVER	368.36
Bill	04/07/2026	40226NE...	751.80 ELECTRICITY NEW RIVER	504.15
Bill	04/07/2026	40226AD...	751.80 ELECTRICITY NEW RIVER	1,051.04
Bill	04/07/2026	40226PU...	751.80 ELECTRICITY NEW RIVER	792.01
Bill	04/07/2026	40226FL...	751.80 ELECTRICITY NEW RIVER	137.02
Bill	04/07/2026	40226FL...	751.80 ELECTRICITY NEW RIVER	453.08
Bill	04/07/2026	40226W...	751.80 ELECTRICITY NEW RIVER	270.58
Bill	04/07/2026	40226PU...	751.80 ELECTRICITY NEW RIVER	783.30
Bill Pmt -Check	04/07/2026	EPAY	202 ACCOUNTS PAYABLE	368.36
Bill Pmt -Check	04/07/2026	EPAY	202 ACCOUNTS PAYABLE	504.15
Bill Pmt -Check	04/07/2026	EPAY	202 ACCOUNTS PAYABLE	1,051.04
Bill Pmt -Check	04/07/2026	EPAY	202 ACCOUNTS PAYABLE	792.01
Bill Pmt -Check	04/07/2026	EPAY	202 ACCOUNTS PAYABLE	137.02
Bill Pmt -Check	04/07/2026	EPAY	202 ACCOUNTS PAYABLE	453.08
Bill Pmt -Check	04/07/2026	EPAY	202 ACCOUNTS PAYABLE	270.58
Bill Pmt -Check	04/07/2026	EPAY	202 ACCOUNTS PAYABLE	783.30
Bill	04/16/2026	40826PO...	751.80 ELECTRICITY NEW RIVER	26.16
Bill Pmt -Check	04/16/2026	EPAY	202 ACCOUNTS PAYABLE	26.16
ARC3 GASES				
Bill	04/03/2026	12774700	803.01 TOOLS/SUPPLIES GENERAL	221.36
Bill Pmt -Check	04/03/2026	9915	202 ACCOUNTS PAYABLE	221.36
AYERS & SON SEPTIC, LLC				
Bill	04/03/2026	4893	753.81 WATER/WASTEWATER SYS	6,270.00
Bill Pmt -Check	04/03/2026	9916	202 ACCOUNTS PAYABLE	6,270.00
BLUE RIDGE ANALYTICAL				
Bill	04/16/2026	15063	753.81 WATER/WASTEWATER SYS	301.00
Bill Pmt -Check	04/16/2026	9940	202 ACCOUNTS PAYABLE	301.00
BRANDON ATKINS				
Check	04/06/2026	9923	706.10 MEETING & TRAVEL	230.00
BROWN EXTERMINATING				
Bill	04/03/2026	4126	754.10 SUPPLIES/MAINT GENERAL	160.00
Bill Pmt -Check	04/03/2026	9917	202 ACCOUNTS PAYABLE	160.00
CAROLINA SOFTWARE				
Bill	04/03/2026	97798	753.90 SCALE SERVICE	600.00
Bill Pmt -Check	04/03/2026	9918	202 ACCOUNTS PAYABLE	600.00
CARTER MACHINERY COMPANY INC				
Bill	04/03/2026	33126	807.53 CAT836K	5,768.62
Bill	04/03/2026	33126	807.55 CAT 313 EXCAVATOR	55.77
Bill	04/03/2026	33126	807.55 CAT 313 EXCAVATOR	76.80
Bill	04/03/2026	33126	807.51 CAT D-6 2019	547.27
Bill	04/03/2026	33126	807.49 CAT 745	175.10
Bill	04/03/2026	33126	807.56 D8 DOZER	497.95
Bill	04/03/2026	33126	807.56 D8 DOZER	147.20
Bill	04/03/2026	33126	807.30 CAT 430 BACKHOE	-46.16
Bill	04/03/2026	33126	807.51 CAT D-6 2019	2,027.27
Bill	04/03/2026	33126	807.30 CAT 430 BACKHOE	666.39
Bill Pmt -Check	04/03/2026	EPAY	202 ACCOUNTS PAYABLE	9,916.21
Bill	04/30/2026	43026	803.01 TOOLS/SUPPLIES GENERAL	440.70
Bill	04/30/2026	43026	807.56 D8 DOZER	821.44
Bill	04/30/2026	43026	803.01 TOOLS/SUPPLIES GENERAL	163.07
Bill	04/30/2026	43026	813.02 FUELS AND FLUIDS	2,062.50
Bill	04/30/2026	43026	807.30 CAT 430 BACKHOE	190.49

NEW RIVER RESOURCE AUTHORITY
Transaction List by Vendor
April 2026

Type	Date	Num	Account	Amount
Bill	04/30/2026	43026	807.51 CAT D-6 2019	2,310.50
Bill	04/30/2026	43026	813.02 FUELS AND FLUIDS	-603.55
Bill Pmt -Check	04/30/2026	EPAY	202 ACCOUNTS PAYABLE	5,385.15
CINTAS CORP #532				
Bill	04/07/2026	33126	754.10 SUPPLIES/MAINT GENERAL	1,552.37
Bill Pmt -Check	04/07/2026	EPAY	202 ACCOUNTS PAYABLE	1,552.37
CITY OF RADFORD				
Bill	04/07/2026	42126	751.80 ELECTRICITY NEW RIVER	46.78
Bill	04/07/2026	42126	753.81 WATER/WASTEWATER SYS	18.24
Bill Pmt -Check	04/07/2026	9924	202 ACCOUNTS PAYABLE	65.02
CLIMATE ACTION RESERVE ADMINI				
Bill	04/03/2026	27898	609.01 LANDFILL GAS MANAGEMENT	1,309.71
Bill Pmt -Check	04/03/2026	EPAY	202 ACCOUNTS PAYABLE	1,309.71
COBB TECHNOLOGIES				
Bill	04/16/2026	1692140	702.10 OFFICE EQUIP/SUPPLIES	595.00
Bill Pmt -Check	04/16/2026	9941	202 ACCOUNTS PAYABLE	595.00
COMBINED INSURANCE				
Bill	04/21/2026	940129	520.08 MISCELLANEOUS BENEFITS	342.01
Bill Pmt -Check	04/21/2026	9952	202 ACCOUNTS PAYABLE	342.01
DELTA DENTAL				
Bill	04/07/2026	1085650	520.11 DENTAL INSURANCE	90.87
Bill	04/07/2026	1088336	520.11 DENTAL INSURANCE	2,157.82
Bill	04/07/2026	1088336	520.08 MISCELLANEOUS BENEFITS	259.70
Bill Pmt -Check	04/07/2026	EPAY	202 ACCOUNTS PAYABLE	90.87
Bill Pmt -Check	04/07/2026	EPAY	202 ACCOUNTS PAYABLE	2,417.52
ELECTRICAL & CONTROL SOLUTIONS LLC				
Bill	04/16/2026	1226	754.10 SUPPLIES/MAINT GENERAL	787.50
Bill Pmt -Check	04/16/2026	EPAY	202 ACCOUNTS PAYABLE	787.50
Bill	04/30/2026	1238	802.01 BMP GENERAL	8,070.93
Bill Pmt -Check	04/30/2026	EPAY	202 ACCOUNTS PAYABLE	8,070.93
ELIZABETH RIVER CROSSINGS				
Bill	04/30/2026	117332579	706.10 MEETING & TRAVEL	7.25
Bill Pmt -Check	04/30/2026	9971	202 ACCOUNTS PAYABLE	7.25
ESTES LAW & CONSULTING				
Bill	04/16/2026	0-26-017	601.01 LEGAL	4,864.50
Bill Pmt -Check	04/16/2026	9942	202 ACCOUNTS PAYABLE	4,864.50
FIRE-X CORPORATION				
Bill	04/21/2026	642597	754.10 SUPPLIES/MAINT GENERAL	765.50
Bill Pmt -Check	04/21/2026	9949	202 ACCOUNTS PAYABLE	765.50
FLEXIBLE BENEFIT ADMINISTRATORS				
Bill	04/16/2026	222597	520.08 MISCELLANEOUS BENEFITS	33.00
Bill Pmt -Check	04/16/2026	9943	202 ACCOUNTS PAYABLE	33.00
Bill	04/30/2026	315273	520.08 MISCELLANEOUS BENEFITS	61.75
Bill Pmt -Check	04/30/2026	9965	202 ACCOUNTS PAYABLE	61.75
GILBERT AUTO PARTS INC				
Bill	04/28/2026	801427	809.28 MACK TRUCK	344.36
Bill Pmt -Check	04/28/2026	9954	202 ACCOUNTS PAYABLE	344.36
GRAINGER				
Bill	04/21/2026	9874809...	754.10 SUPPLIES/MAINT GENERAL	184.44
Bill Pmt -Check	04/21/2026	EPAY	202 ACCOUNTS PAYABLE	184.44
GREAT LAKES PETROLEUM				
Bill	04/03/2026	2782210	813.02 FUELS AND FLUIDS	15,118.04
Bill Pmt -Check	04/03/2026	EPAY	202 ACCOUNTS PAYABLE	15,118.04
Bill	04/16/2026	2789240	813.02 FUELS AND FLUIDS	922.20
Bill	04/16/2026	2794187	813.02 FUELS AND FLUIDS	1,229.52
Bill Pmt -Check	04/16/2026	EPAY	202 ACCOUNTS PAYABLE	2,151.72
Bill	04/28/2026	2798800	813.02 FUELS AND FLUIDS	21,762.22
Bill Pmt -Check	04/28/2026	EPAY	202 ACCOUNTS PAYABLE	21,762.22
Bill	04/30/2026	2807669	813.02 FUELS AND FLUIDS	10,860.37
Bill Pmt -Check	04/30/2026	EPAY	202 ACCOUNTS PAYABLE	10,860.37
GREGORY SEEDING & LANDSCAPING INC				
Bill	04/28/2026	5758	780.10 POST CLOSURE CARE	12,000.00
Bill	04/28/2026	5758	802.01 BMP GENERAL	12,000.00
Bill Pmt -Check	04/28/2026	9955	202 ACCOUNTS PAYABLE	24,000.00
HOLSTON RIVER				
Bill	04/07/2026	26784	805.10 GRAVEL-M.S.W. AREA	5,103.27
Bill Pmt -Check	04/07/2026	9925	202 ACCOUNTS PAYABLE	5,103.27

NEW RIVER RESOURCE AUTHORITY
Transaction List by Vendor
April 2026

Type	Date	Num	Account	Amount
HOMETOWN SECURITY INC				
Bill	04/07/2026	202600536	752.50 COMMUNICATION/ALARMS	350.00
Bill Pmt -Check	04/07/2026	9926	202 ACCOUNTS PAYABLE	350.00
IRS				
Liability Check	04/02/2026	EPAY	206 FEDERAL WITHHELD	6,773.14
Liability Check	04/02/2026	EPAY	209 MEDICARE PAYABLE	915.20
Liability Check	04/02/2026	EPAY	209 MEDICARE PAYABLE	915.20
Liability Check	04/02/2026	EPAY	207 SOCIAL SECURITY PAYABLE	3,913.23
Liability Check	04/02/2026	EPAY	207 SOCIAL SECURITY PAYABLE	3,913.23
Liability Check	04/16/2026	EPAY	206 FEDERAL WITHHELD	6,676.00
Liability Check	04/16/2026	EPAY	209 MEDICARE PAYABLE	903.78
Liability Check	04/16/2026	EPAY	209 MEDICARE PAYABLE	903.78
Liability Check	04/16/2026	EPAY	207 SOCIAL SECURITY PAYABLE	3,864.42
Liability Check	04/16/2026	EPAY	207 SOCIAL SECURITY PAYABLE	3,864.42
Liability Check	04/22/2026	EPAY	206 FEDERAL WITHHELD	55.00
Liability Check	04/22/2026	EPAY	209 MEDICARE PAYABLE	49.28
Liability Check	04/22/2026	EPAY	209 MEDICARE PAYABLE	49.28
Liability Check	04/22/2026	EPAY	207 SOCIAL SECURITY PAYABLE	210.80
Liability Check	04/22/2026	EPAY	207 SOCIAL SECURITY PAYABLE	210.80
Liability Check	04/30/2026	EPAY	206 FEDERAL WITHHELD	7,801.00
Liability Check	04/30/2026	EPAY	209 MEDICARE PAYABLE	958.48
Liability Check	04/30/2026	EPAY	209 MEDICARE PAYABLE	958.48
Liability Check	04/30/2026	EPAY	207 SOCIAL SECURITY PAYABLE	4,098.47
Liability Check	04/30/2026	EPAY	207 SOCIAL SECURITY PAYABLE	4,098.47
ISAAC S. WALL				
Bill	04/21/2026	41626	706.10 MEETING & TRAVEL	36.25
Bill Pmt -Check	04/21/2026	9950	202 ACCOUNTS PAYABLE	36.25
JOE LEVINE				
Bill	04/14/2026	41326	706.10 MEETING & TRAVEL	673.00
Bill Pmt -Check	04/14/2026	9939	202 ACCOUNTS PAYABLE	673.00
JOINT PUBLIC SERVICE AUTHORITY				
Bill	04/03/2026	2026030...	920.06 TIRE PROGRAM	9,281.60
Bill Pmt -Check	04/03/2026	9919	202 ACCOUNTS PAYABLE	9,281.60
Bill	04/30/2026	5126	920.06 TIRE PROGRAM	9,936.00
Bill Pmt -Check	04/30/2026	9972	202 ACCOUNTS PAYABLE	9,936.00
KALSOR IT CONSULTING				
Bill	04/07/2026	183	702.11 INTERNET SERVICES	950.00
Bill Pmt -Check	04/07/2026	9927	202 ACCOUNTS PAYABLE	950.00
Bill	04/30/2026	184	702.11 INTERNET SERVICES	1,225.00
Bill Pmt -Check	04/30/2026	9973	202 ACCOUNTS PAYABLE	1,225.00
LaBELLA ASSOCIATES				
Bill	04/03/2026	2251010	705.10 TRAINING & EDUCATION	2,180.00
Bill	04/03/2026	299980	705.10 TRAINING & EDUCATION	3,270.00
Bill Pmt -Check	04/03/2026	EPAY	202 ACCOUNTS PAYABLE	2,180.00
Bill Pmt -Check	04/03/2026	EPAY	202 ACCOUNTS PAYABLE	3,270.00
Bill	04/16/2026	300534	608.11 GW MONITORING	1,300.00
Bill	04/16/2026	300532	609.01 LANDFILL GAS MANAGEMENT	1,012.50
Bill	04/16/2026	300533	608.11 GW MONITORING	2,025.00
Bill Pmt -Check	04/16/2026	EPAY	202 ACCOUNTS PAYABLE	4,337.50
LOWE'S				
Bill	04/30/2026	32526	790.10 WEST FORK PROPERTY	189.99
Bill	04/30/2026	32526	754.10 SUPPLIES/MAINT GENERAL	301.22
Bill	04/30/2026	32526	754.10 SUPPLIES/MAINT GENERAL	639.54
Bill Pmt -Check	04/30/2026	9974	202 ACCOUNTS PAYABLE	1,130.75
MINNESOTA LIFE INSURANCE COMPANY				
Bill	04/21/2026	2703107...	520.04 LIFE INSURANCE	231.88
Bill Pmt -Check	04/21/2026	9953	202 ACCOUNTS PAYABLE	231.88
MONICA FURROW				
Bill	04/21/2026	41026	706.10 MEETING & TRAVEL	50.03
Bill Pmt -Check	04/21/2026	9951	202 ACCOUNTS PAYABLE	50.03
MR. JAMIE SHODA				
Bill	04/28/2026	42726	706.10 MEETING & TRAVEL	39.88
Bill Pmt -Check	04/28/2026	9956	202 ACCOUNTS PAYABLE	39.88

NEW RIVER RESOURCE AUTHORITY Transaction List by Vendor April 2026

Type	Date	Num	Account	Amount
NATIONAL BANK				
Bill	04/28/2026	50426	706.10 MEETING & TRAVEL	90.46
Bill	04/28/2026	50426	706.10 MEETING & TRAVEL	12.00
Bill	04/28/2026	50426	520.08 MISCELLANEOUS BENEFITS	13.97
Bill	04/28/2026	50426	754.10 SUPPLIES/MAINT GENERAL	34.46
Bill	04/28/2026	50426	500.02 BOARD EXPENSES	179.57
Bill	04/28/2026	50426	708.10 DUES & ASSOC MEMBERSHPS	150.00
Bill	04/28/2026	50426	708.10 DUES & ASSOC MEMBERSHPS	150.00
Bill	04/28/2026	50426	702.11 INTERNET SERVICES	183.82
Bill	04/28/2026	50426	705.10 TRAINING & EDUCATION	89.01
Bill	04/28/2026	50426	500.02 BOARD EXPENSES	23.74
Bill	04/28/2026	50426	702.11 INTERNET SERVICES	37.50
Bill	04/28/2026	50426	705.10 TRAINING & EDUCATION	225.00
Bill	04/28/2026	50426	708.10 DUES & ASSOC MEMBERSHPS	45.00
Bill	04/28/2026	50426	752.50 COMMUNICATION/ALARMS	4.00
Bill	04/28/2026	50426	702.11 INTERNET SERVICES	265.00
Bill	04/28/2026	50426	702.11 INTERNET SERVICES	44.00
Bill	04/28/2026	50426	702.11 INTERNET SERVICES	29.95
Bill	04/28/2026	50426	702.11 INTERNET SERVICES	224.00
Bill	04/28/2026	50426	753.81 WATER/WASTEWATER SYS	409.60
Bill	04/28/2026	50426	702.11 INTERNET SERVICES	20.00
Bill	04/28/2026	50426	520.08 MISCELLANEOUS BENEFITS	14.06
Bill	04/28/2026	50426	702.11 INTERNET SERVICES	149.95
Bill	04/28/2026	50426	702.11 INTERNET SERVICES	99.95
Bill	04/28/2026	50426	753.81 WATER/WASTEWATER SYS	222.58
Bill	04/28/2026	50426	753.81 WATER/WASTEWATER SYS	202.90
Bill Pmt -Check	04/28/2026	9957	202 ACCOUNTS PAYABLE	2,920.52
NEW MILLENNIUM PAVING				
Bill	04/16/2026	120	125 LANDFILL & FACILITIES	130,960.00
Bill Pmt -Check	04/16/2026	9944	202 ACCOUNTS PAYABLE	130,960.00
NEW RIVER ENGRAVING INC				
Bill	04/03/2026	68580	500.02 BOARD EXPENSES	35.00
Bill Pmt -Check	04/03/2026	9920	202 ACCOUNTS PAYABLE	35.00
NORTHWEST HARDWARE				
Bill	04/28/2026	77042	754.10 SUPPLIES/MAINT GENERAL	28.78
Bill	04/28/2026	77042	754.10 SUPPLIES/MAINT GENERAL	1.43
Bill Pmt -Check	04/28/2026	9958	202 ACCOUNTS PAYABLE	30.21
OVERHEAD DOOR COMPANY				
Bill	04/28/2026	16686	802.01 BMP GENERAL	1,954.00
Bill Pmt -Check	04/28/2026	9959	202 ACCOUNTS PAYABLE	1,954.00
PERENNIAL ENERGY INC				
Bill	04/28/2026	S14851	609.01 LANDFILL GAS MANAGEMENT	538.58
Bill Pmt -Check	04/28/2026	9960	202 ACCOUNTS PAYABLE	538.58
PITNEY BOWES BANK INC PURCHASE POWER				
Bill	04/28/2026	129099	703.10 POSTAGE	1,000.00
Bill Pmt -Check	04/28/2026	EPAY	202 ACCOUNTS PAYABLE	1,000.00
PITNEY BOWES GLOBAL FINANCIAL SERVICES				
Bill	04/28/2026	3322451...	703.10 POSTAGE	250.57
Bill Pmt -Check	04/28/2026	EPAY	202 ACCOUNTS PAYABLE	250.57
PRIMO BRANDS				
Bill	04/16/2026	06D8730...	754.10 SUPPLIES/MAINT GENERAL	583.56
Bill Pmt -Check	04/16/2026	9945	202 ACCOUNTS PAYABLE	583.56
PUBLIC SERVICE AUTHORITY				
Bill	04/07/2026	90594661	753.81 WATER/WASTEWATER SYS	3,837.49
Bill Pmt -Check	04/07/2026	9928	202 ACCOUNTS PAYABLE	3,837.49
RAINBOW JANITORIAL SERVICES				
Bill	04/28/2026	64	754.20 HOUSE KEEPING	1,300.00
Bill Pmt -Check	04/28/2026	9961	202 ACCOUNTS PAYABLE	1,300.00
SCS ENGINEERS, AR DEPT				
Bill	04/30/2026	572058	752.50 COMMUNICATION/ALARMS	318.30
Bill Pmt -Check	04/30/2026	9966	202 ACCOUNTS PAYABLE	318.30
SECURITY LOCK & KEY				
Bill	04/07/2026	57309872	754.10 SUPPLIES/MAINT GENERAL	52.00
Bill Pmt -Check	04/07/2026	9929	202 ACCOUNTS PAYABLE	52.00
SHERRY JOHNSON				
Bill	04/03/2026	4226	520.08 MISCELLANEOUS BENEFITS	6.30
Bill	04/03/2026	4226	710.10 PROMOTIONS	88.61
Bill Pmt -Check	04/03/2026	9921	202 ACCOUNTS PAYABLE	94.91

NEW RIVER RESOURCE AUTHORITY
Transaction List by Vendor
April 2026

Type	Date	Num	Account	Amount
STEPHEN BARE				
Bill	04/30/2026	43026	520.02 VRS RETIREMENT	28.62
Bill Pmt -Check	04/30/2026	9967	202 ACCOUNTS PAYABLE	28.62
TAYLOR OFFICE SUPPLY				
Bill	04/28/2026	138945	702.10 OFFICE EQUIP/SUPPLIES	1,593.96
Bill Pmt -Check	04/28/2026	9962	202 ACCOUNTS PAYABLE	1,593.96
THOMPSON AND LITTON, INC				
Bill	04/28/2026	114873	603.02 ENGINEERING -SURVEYING	4,692.11
Bill Pmt -Check	04/28/2026	EPAY	202 ACCOUNTS PAYABLE	4,692.11
THOMPSON TRUCKING				
Bill	04/03/2026	167113	920.06 TIRE PROGRAM	125.00
Bill	04/03/2026	167112	920.06 TIRE PROGRAM	125.00
Bill	04/03/2026	167033	920.06 TIRE PROGRAM	125.00
Bill Pmt -Check	04/03/2026	9922	202 ACCOUNTS PAYABLE	375.00
Bill	04/07/2026	167024	920.06 TIRE PROGRAM	125.00
Bill	04/07/2026	167237	920.06 TIRE PROGRAM	125.00
Bill Pmt -Check	04/07/2026	9930	202 ACCOUNTS PAYABLE	250.00
Bill	04/30/2026	168125	920.06 TIRE PROGRAM	125.00
Bill Pmt -Check	04/30/2026	9968	202 ACCOUNTS PAYABLE	125.00
TREASURER OF VA DPOR				
Bill	04/30/2026	4605002...	708.10 DUES & ASSOC MEMBERSHPS	60.00
Bill Pmt -Check	04/30/2026	9969	202 ACCOUNTS PAYABLE	60.00
Bill	04/30/2026	4605002...	708.10 DUES & ASSOC MEMBERSHPS	60.00
Bill Pmt -Check	04/30/2026	9975	202 ACCOUNTS PAYABLE	60.00
VA DEPT OF TAXATION				
Liability Check	04/02/2026	EPAY	208 STATE WITHHELD	2,348.00
Liability Check	04/16/2026	EPAY	208 STATE WITHHELD	2,351.00
Liability Check	04/22/2026	EPAY	208 STATE WITHHELD	32.00
Liability Check	04/30/2026	EPAY	208 STATE WITHHELD	2,693.00
VERIZON				
Bill	04/28/2026	41826	752.50 COMMUNICATION/ALARMS	580.27
Bill Pmt -Check	04/28/2026	9963	202 ACCOUNTS PAYABLE	580.27
VERIZON WIRELESS				
Bill	04/28/2026	6141587...	752.50 COMMUNICATION/ALARMS	867.10
Bill Pmt -Check	04/28/2026	9964	202 ACCOUNTS PAYABLE	867.10
VIRGINIA EMPLOYMENT COMMISSION				
Liability Check	04/01/2026	E-pay	520.05 VEC UNEMPLOYMENT INS	1,258.65
WV DEPT OF TAXATION				
Liability Check	04/30/2026	9970	208 STATE WITHHELD	866.00

NEW RIVER RESOURCE AUTHORITY
Balance Sheet
As of April 30, 2026

	Apr 30, 26
ASSETS	
Current Assets	
Checking/Savings	
100.08 CASH VRS UNFUNDED LIAB	460,794.93
100.12 NEW- PETTY CASH	1,392.95
100.14 NEW OPERATING NBB	1,496,374.06
100.16 NEW FLEXIBLE SPENDING	20,038.91
107.01 RESERVE FUNDS-TRUST ACCT	9,693,367.52
108.01 NBB FINANCIAL ASSURANCE	13,055,425.40
110.01 CASH - ENVIR FUND INVEST	1,103,298.55
111.01 INGLES ENVIR FUND INVES	1,103,421.24
Total Checking/Savings	26,934,113.56
Accounts Receivable	
190.20 ACCOUNTS RECEIVABLE	539,074.43
Total Accounts Receivable	539,074.43
Other Current Assets	
180 A/R	-101,241.57
192 DEF OUTFLOWS-PENSION	405,744.00
192 DEF OUTFLOW RESO EXP VS AC	337.18
DEFERRED OUTFLOWS-OPEB	26,994.00
Total Other Current Assets	331,833.61
Total Current Assets	27,805,021.60
Fixed Assets	
150.00 LEASED ASETS	1,628,763.00
151.00 AMORTIZATION OF LEASED	-504,101.00
Total Fixed Assets	1,124,662.00
Other Assets	
120 LAND	1,087,105.64
125 LANDFILL & FACILITIES	47,261,349.93
126 ACC DEP LANDFILL & FACILI	-34,042,260.51
130 EQUIPMENT	8,287,344.48
131 ACC DEP EQUIPMENT	-5,187,703.00
145 VEHICLES	239,899.47
146 ACC DEPR VEHICLES	-236,060.00
Total Other Assets	17,409,676.01
TOTAL ASSETS	46,339,359.61

NEW RIVER RESOURCE AUTHORITY
Balance Sheet
As of April 30, 2026

Apr 30, 26

LIABILITIES & EQUITY

Liabilities

Current Liabilities

Other Current Liabilities

201 INTEREST PAYABLE	12,190.61
203 ACCOUNTS PAYABLE	-2,445.08
207 SOCIAL SECURITY PAYABLE	2,638.62
208 ACCOUNTS PAYABLE	17,470.46
208 STATE WITHHELD	-224.22
209 MEDICARE PAYABLE	609.27
211 ACCRUED PAYROLL	40,227.96
212 457 PLAN	36,498.63
215 ACCRUED ANNUAL LEAVE	333,689.67
216 PR TAX DUE ACCRUED LEAVE	25,527.05
219 ACCRUED FLEX SPENDING	1,107.70
240 CLOSURE COST LIABILITY	10,004,341.00
241 DEFER INFLOW OF RES-PENSION	119,273.00
241.01 LOAN PAYABLE-HAUL TRUCK	1,153,947.04
243 DEFER INFLOW OF RES-OPEB	20,160.00
244 VRS - NET PENSION LIABILITY	605,389.00
244.00 VRS-NET PENSION LIABILITY	180,216.00
245 VRS OPEN LIABILITY (HIC)	-13,001.00
246 VRS - OPER LIABILITY (GLI)	67,848.00
280.00 LEASE LIABILITY	420,340.88
Payroll Liabilities	2,730.37

Total Other Current Liabilities 13,028,534.96

Total Current Liabilities 13,028,534.96

Long Term Liabilities

240.00 315,572.00

Total Long Term Liabilities 315,572.00

Total Liabilities 13,344,106.96

Equity

318 RETAINED EARNINGS	28,514,046.09
319 UNRESTRICTED NET ASSET	4,165,047.20
Net Income	316,159.36

Total Equity 32,995,252.65

TOTAL LIABILITIES & EQUITY 46,339,359.61

NEW RIVER RESOURCE AUTHORITY
PROFIT LOSS BUDGET PERFORMANCE
APRIL 2026

DRAFT

	APRIL 2026	JULY TO APR 2026	Annual Budget	Budget Balance	% Budget	% YTD (83.3)
Revenue:						
402 REVENUE - PULASKI COUNTY	66,161.16	634,980.98	737,100.00	102,119.02	86.1%	2.8%
403 REVENUE - RADFORD CITY	2,740.84	132,889.54	175,560.00	42,670.46	75.7%	-7.6%
404 REVENUE - DUBLIN TOWN	1,772.64	13,403.12	18,200.00	4,796.88	73.6%	-9.7%
405 REVENUE - GILES COUNTY	40,766.68	347,545.62	342,840.00	(4,705.62)	101.4%	18.1%
406 REVENUE M5W - MRSWA	176,533.92	1,657,989.60	2,134,600.00	476,610.40	77.7%	-5.6%
410 INTEREST INCOME/DIVIDEND INCOME	81,001.76	779,285.38	700,000.00	(79,285.38)	111.3%	28.0%
414 REVENUE - NON-MEMBER	245,907.93	2,472,662.27	1,685,310.00	(787,352.27)	146.7%	63.4%
415 REVENUE - MISC. SALES	0.00	194,137.09	50,000.00	(144,137.09)	388.3%	305.0%
498 GAS TO ENERGY REVENUE	6,702.92	66,486.20	75,000.00	8,513.80	88.6%	5.3%
Total Operating Revenue	621,587.85	6,299,379.80	5,918,610.00	(380,769.80)	106.4%	23.1%
Expense:						
500.01 BOARD COMPENSATION	3,400.00	33,575.00	40,800.00	7,225.00	82.3%	-1.0%
500.02 BOARD EXPENSES	238.31	2,701.73	3,000.00	298.27	90.1%	6.8%
501.05 SALARIES & WAGES F/T	46,465.14	515,100.20	660,000.00	144,899.80	78.0%	-5.3%
501.15 SALARIES & WAGES O/T	0.00	386.13	1,000.00	613.87	38.6%	-44.7%
502.05 SALARIES & WAGES F/T	143,717.84	1,025,649.08	1,200,000.00	174,350.92	85.5%	2.2%
502.15 SALARIES & WAGES O/T	3,237.83	34,686.78	49,000.00	14,313.22	70.8%	-12.5%
511.00 BANK ADMIN FEES	480.25	6,091.85	5,000.00	(1,091.85)	121.8%	38.5%
512.00 TRUST FUND EXPENSE	4,224.46	95,809.56	0.00	(95,809.56)	0.0%	-83.3%
520.01 FICA	14,928.14	122,609.19	144,000.00	21,390.81	85.1%	1.8%
520.02 VRS RETIREMENT	15,365.00	147,325.20	150,000.00	2,674.80	98.2%	14.9%
520.03 HOSPITAL/MEDICAL	45,889.08	495,894.86	460,000.00	(35,894.86)	107.8%	24.5%
520.04 LIFE INSURANCE	1,582.76	17,209.11	21,000.00	3,790.89	81.9%	-1.4%
520.05 VEC UNEMPLOYMENT INS	1,258.65	1,490.78	700.00	(790.78)	213.0%	129.7%
520.06 WORKER COMPENSATION INS	0.00	21,831.00	24,000.00	2,169.00	91.0%	7.7%
520.07 MEDICAL EXPENSES	0.00	1,960.00	5,000.00	3,040.00	39.2%	-44.1%
520.08 MISCELLANEOUS BENEFITS	338.13	14,879.43	32,000.00	17,120.57	46.5%	-36.8%
520.10 UNIFORMS/SPECIAL CLOTH	0.00	9,716.63	6,000.00	(3,716.63)	161.9%	78.6%
520.11 DENTAL INSURANCE	2,157.30	24,569.19	25,000.00	430.81	98.3%	15.0%
601.01 LEGAL	4,864.50	21,528.00	50,000.00	28,472.00	43.1%	-40.2%
603.01 ENGINEERING- GENERAL	0.00	88,431.20	290,000.00	201,568.80	30.5%	-52.8%
603.02 ENGINEERING -SURVEYING	4,692.11	20,640.36	75,000.00	54,359.64	27.5%	-55.8%
603.03 FINANCIAL ASSURANCE	0.00	25,000.00	25,000.00	0.00	100.0%	16.7%
604.01 ACCOUNTING	0.00	2,780.00	5,000.00	2,220.00	55.6%	-27.7%
605.01 AUDITOR	0.00	16,000.00	15,000.00	(1,000.00)	106.7%	23.4%
608.11 GW TEST & REPORT NRSWMA	3,325.00	27,500.00	75,000.00	47,500.00	36.7%	-46.6%
608.14 SURFACE WATER TESTING	0.00	16,208.14	25,000.00	8,791.86	64.8%	-18.5%
609.01 LANDFILL GAS MANAGEMENT PROGRAM	2,860.79	101,757.47	285,000.00	183,242.53	35.7%	-47.6%
630.01 DEQ PERMIT FEE	0.00	21,391.30	50,000.00	28,608.70	42.8%	-40.5%
660.10 GENERAL LIABILITY	0.00	10,425.00	20,000.00	9,575.00	52.1%	-31.2%
660.30 HEAVY EQUIP INSURANCE	0.00	6,122.00	15,000.00	8,878.00	40.8%	-42.5%
660.40 VEHICLE INSURANCE	0.00	10,536.00	12,500.00	1,964.00	84.3%	1.0%
660.60 EMPLOYEE BOND	0.00	252.00	500.00	248.00	50.4%	-32.9%
660.70 PHYSICAL PROPERTY	0.00	9,382.00	8,000.00	(1,382.00)	117.3%	34.0%
702.10 OFFICE EQUIPMENT & SUPPLIES	2,416.08	14,062.17	30,000.00	15,937.83	46.9%	-36.4%
702.11 INTERNET SERVICES	3,229.17	22,703.45	50,000.00	27,296.55	45.4%	-37.9%
703.10 POSTAGE	1,250.57	2,371.16	5,000.00	2,628.84	47.4%	-35.9%
705.10 TRAINING & EDUCATION	5,764.01	11,196.06	15,000.00	3,803.94	74.6%	-8.7%
706.10 MEETING & TRAVEL	1,138.87	6,556.38	8,000.00	1,443.62	82.0%	-1.3%
708.10 DUES & ASSOC MEMBERSHPS	465.00	1,365.00	2,000.00	635.00	68.3%	-15.1%
709.10 ADVERTISEMENTS	0.00	222.00	8,000.00	7,778.00	2.8%	-80.5%
710.10 PROMOTIONS	88.61	27,965.53	30,000.00	2,034.47	93.2%	9.9%
751.80 ELECTRICITY	4,432.48	51,047.24	60,000.00	8,952.76	85.1%	1.8%
752.50 COMMUNICATION SERVICES & ALARM	2,119.67	19,514.11	30,000.00	10,485.89	65.0%	-18.3%
753.81 WATER AND WASTE WATER SYSTEM	11,261.81	98,871.12	150,000.00	51,128.88	65.9%	-17.4%
753.90 SCALE SERVICE	600.00	3,600.00	5,000.00	1,400.00	72.0%	-11.3%
754.10 SUPPLIES & MAINTENANCE - GENERAL	5,158.87	45,594.75	60,000.00	14,405.25	76.0%	-7.3%
754.20 HOUSE KEEPING	1,300.00	9,968.11	10,000.00	31.89	99.7%	16.4%
770.10 GAS SERVICE	0.00	25,236.53	25,000.00	(236.53)	100.9%	17.6%
780.10 POST CLOSURE CARE	12,000.00	15,882.64	25,000.00	9,117.36	63.5%	-19.8%
790.10 WEST FORK PROPERTY	189.99	232.01	5,000.00	4,767.99	4.6%	-78.7%
802.01 BMP GENERAL	22,024.93	55,711.21	75,000.00	19,288.79	74.3%	-9.0%
803.01 TOOLS & SUPPLIES GENERAL	858.09	11,108.19	15,000.00	3,891.81	74.1%	-9.2%
805.10 GRAVEL-M.S.W. AREA	5,103.27	74,125.57	100,000.00	25,874.43	74.1%	-9.2%
807.01 EQUIPMENT BUDGET	13,238.64	122,005.50	250,000.00	127,994.50	48.8%	-34.5%
809.01 VEHICLE PARTS & MAINT	344.36	13,782.61	20,000.00	6,217.39	68.9%	-14.4%
810.20 HEAVY EQUIPMENT RENTAL	0.00	1,538.13	20,000.00	18,461.87	7.7%	-75.6%

**NEW RIVER RESOURCE AUTHORITY
PROFIT LOSS BUDGET PERFORMANCE
APRIL 2026**

DRAFT

	APRIL 2026	JULY TO APR 2026	Annual Budget	Budget Balance	% Budget	% YTD (83.3)
813.02 FUELS AND FLUIDS	51,351.30	278,601.18	300,000.00	21,398.82	92.9%	9.6%
920.05 HHW CONTRACT SERVICES	0.00	13,100.14	40,000.00	26,899.86	32.8%	-50.5%
920.06 TIRE PROGRAM	19,967.60	77,164.20	100,000.00	22,835.80	77.2%	-6.1%
Total Operating Expenses	463,328.61	3,952,964.18	5,215,500.00	1,262,535.82	75.8%	-7.5%
Net Operating Income	158,259.24	2,346,415.62	703,110.00	(1,643,305.62)	333.7%	250.4%
Non-Operating Expenses						
847. DEPRECIATION	200,673.60	2,006,735.76	2,372,920.00	366,184.24	84.6%	1.3%
848 APPRECIATION- TRUST FUND	2,992.75	23,520.50	0.00	(23,520.50)		
Total Non Operating Expenses	203,666.35	2,030,256.26	2,372,920.00	342,663.74	85.6%	2.3%
Net Income	(45,407.11)	316,159.36	(1,669,810.00)	(1,985,969.36)		



May 12, 2026

MEMORANDUM

TO: NEW RIVER RESOURCE AUTHORITY BOARD MEMBERS

FROM: JOSEPH R. LEVINE, P.E.
EXECUTIVE DIRECTOR

A handwritten signature in blue ink, appearing to read "JRL", is placed to the right of the name and title.

SUBJECT: EXECUTIVE DIRECTOR'S REPORT

This report includes the following:

- Waste Stream Report for April 2026
- Operations Summary

In summary of the Balance Sheet for April 2026, revenues to date are 23.1% above projections, and expenses are 7.5% below projections to date. The amount contributed to the Reserve for the month of April 2026 was \$223,156.45. The total year to date contributed to the Reserve is \$2,106,565.56.

Operations Summary

April 14, Edward Shelton from VRSA was on-site to conduct a safety inspection.

April 15, SCS was on-site to conduct Tier 2 sampling.

April 16, I attended a virtual SWANA Board Meeting.

April 17, Margaret Beeks Elementary School was on-site for a school tour.

April 23, Prices Fork Elementary School was on-site for a school tour.

April 24, Pulaski Elementary School was on-site for a school tour.

April 28, Hometown Security was on-site to replace cell cards in security systems.

April 28-30, Ramey Kanode, John Whittaker, and Brayden Boyd attended the VA Waste Management facility operator class in Hillsville.

April 30, LaBella was on-site to conduct 1st semiannual groundwater monitoring.

April 30, Monica Furrow attended a virtual VRS roundtable session.

May 6, Business Solutions was on-site to discuss insurance renewals.

May 6, Isaac Slade Wall attended a VRS roundtable session in Abingdon.

May 7, NRRRA staff met with Thompspon and Litton to discuss on going engineering projects.

May 8, Isaac Slade Wall attended the VRSA Annual Meeting in Glen Allen.

May 12, NRRRA Staff and Robinson, Farmer, Cox (RFC) staff conducted the “kickoff” workday for the annual audit for July 1, 2025-June 30, 2026.

May 12, Monica Furrow and Isaac Slade Wall attended a virtual VRS Virginia Disability Roundtable session.

May 12, RFP for the Leachate Holding Pond project was posted in the Roanoke Times.

Ingles Mountain and West Fork Mitigation Site

April 21, Completed routine site inspection and gas monitoring at Ingles Mountain.

Upcoming

May 13, NRRRA staff will meet with VRSA virtually to discuss member renewal.

May 13, Valley Harvest School will be on-site for a site tour.

May 19, Cintas will be on-site to perform First Aid/CPR training.

May 20, NRRRA staff will meet with Geosyntec.

June 4, NRRRA staff will meet with Thompson and Litton to discuss ongoing engineering projects.

June 6, NRRRA will attend the Pearisburg Festival in the Park.

June 9, NRRRA will give a presentation at Pulaski County Camp Cougar.

June 10, Cintas will be on-site to perform Blood-Borne Pathogens training.

June, Kelly Excavation will begin the rock crushing project.

July 22, next NRRRA Board Meeting.

Upcoming Compliance Submittals

June 10, Annual GHG Emissions Report. (original deadline of March 31, GHG emissions report for landfills are no longer required by federal law).

Compliance Submittals

April 30, Submitted Recycling Report to VDEQ

**WASTE STREAM REPORT FOR
APRIL 2026**

MEMBER JURISDICTION	MUNICIPAL SOLID WASTE	CONST. DEBRIS	CLEAN WOOD	POTW/IND	TIRES	TOTALS	% OF TOTAL
TOWN OF DUBLIN	54.67	0.00	0.00	0.00	0.00	54.67	0.27
GILES COUNTY P. S. A.	1166.86	83.76	70.53	0.00	26.75	1347.90	6.57
MONTGOMERY REGIONAL SWA	7816.62	0.00	0.00	0.00	0.00	7816.62	38.13
PULASKI COUNTY P. S. A.	1914.61	314.15	57.33	217.45	6.04	2509.58	12.24
CITY OF RADFORD	571.88	2.08	0.00	0.00	0.00	573.96	2.80
SUB TOTAL	11524.64	399.99	127.86	217.45	32.79	12302.73	60.01
NON MEMBERS							
DUBLIN INDUST./COMMERCIAL	5.74	17.24	0.72	0.00	0.36	24.06	0.12
GILES CO. INDUST./COMMERCIAL	16.67	61.93	0.68	30.49	0.00	109.77	0.54
MONTGOMERY COUNTY	1665.92	10.24	0.76	512.19	0.00	2189.11	10.68
PULASKI CO. IND./COMMERCIAL	595.80	407.37	29.54	0.00	14.79	1047.50	5.11
RADFORD INDUST./COMMERCIAL	248.74	364.50	3.38	0.00	0.86	617.48	3.01
FLOYD COUNTY	1051.28	7.03	0.00	0.00	0.00	1058.31	5.16
WYTHE/BLAND COUNTY	2921.09	92.75	3.34	132.01	0.00	3149.19	15.36
RVRA	0.00	0.00	0.00	0.00	0.00	0.00	0.00
PATRICK COUNTY	0.00	0.00	0.00	0.00	0.00	0.00	0.00
SMYTH COUNTY	0.00	3.88	0.00	0.00	0.00	3.88	0.02
SUB TOTAL	6505.24	964.94	38.42	674.69	16.01	8199.30	39.99
NRRA TOTALS	18029.88	1364.93	166.28	892.14	48.80	20502.03	100.00

**WASTE STREAM REPORT FOR
JULY 2025 THROUGH APRIL 2026**

MEMBER JURISDICTION	MUNICIPAL SOLID WASTE	CONST. DEBRIS	CLEAN WOOD	POTW/IND	TIRES	TOTALS	% OF TOTAL
TOWN OF DUBLIN	554.24	0.00	0.00	0.00	0.00	554.24	0.29
GILES COUNTY P. S. A.	10542.98	550.60	656.91	24.44	196.62	11971.55	6.19
MONTGOMERY REGIONAL SWA	69283.33	18.99	0.00	0.00	0.00	69302.32	35.85
PULASKI COUNTY P. S. A.	18998.67	3358.85	340.30	2063.55	67.03	24828.40	12.84
CITY OF RADFORD	5477.98	9.37	0.00	0.00	4.30	5491.65	2.84
SUB TOTAL	104857.20	3937.81	997.21	2087.99	267.95	112148.16	58.01
NON MEMBERS							
DUBLIN INDUST./COMMERCIAL	135.45	230.35	27.38	0.00	4.36	397.54	0.21
GILES CO. INDUST./COMMERCIAL	172.35	893.96	4.02	207.28	19.11	1296.72	0.67
MONTGOMERY COUNTY	5562.66	467.63	5.97	4347.21	11.57	10395.04	5.38
PULASKI CO. IND./COMMERCIAL	5648.94	3591.85	230.22	0.00	89.07	9560.08	4.95
RADFORD INDUST./COMMERCIAL	2582.03	16042.19	111.85	0.00	31.11	18767.18	9.71
FLOYD COUNTY	10580.63	389.80	0.00	62.10	0.00	11032.53	5.71
WYTHE/BLAND COUNTY	27655.03	555.08	5.50	1488.70	0.03	29704.34	15.37
RVRA	0.00	0.00	0.00	0.00	0.00	0.00	0.00
PATRICK COUNTY	0.00	0.00	0.00	0.00	0.00	0.00	0.00
SMYTH COUNTY	0.00	9.72	0.00	0.00	0.00	9.72	0.01
SUB TOTAL	52337.09	22180.58	384.94	6105.29	155.25	81163.15	41.99
NRRA TOTALS	157194.29	26118.39	1382.15	8193.28	423.20	193311.31	100.00

**WASTE STREAM REPORT FOR
JANUARY THROUGH DECEMBER 2026**

MONTH	MUNICIPAL SOLID WASTE	CONST. DEBRIS	CLEAN WOOD	POTW/IND	TIRES	TOTALS	YTD TOTAL
January 2026	13,767.46	1,052.42	118.65	781.38	29.26	15,749.17	15,749.17
February 2026	13,819.78	942.65	126.20	507.86	29.86	15,426.35	31,175.52
March 2026	17,374.50	1,506.89	153.75	890.78	73.13	19,999.05	51,174.57
April 2026	18,029.88	1,364.93	166.28	892.14	48.80	20,502.03	71,676.60
May 2026	0.00	0.00	0.00	0.00	0.00	0.00	71,676.60
June 2026	0.00	0.00	0.00	0.00	0.00	0.00	71,676.60
July 2026	0.00	0.00	0.00	0.00	0.00	0.00	71,676.60
August 2026	0.00	0.00	0.00	0.00	0.00	0.00	71,676.60
September 2026	0.00	0.00	0.00	0.00	0.00	0.00	71,676.60
October 2026	0.00	0.00	0.00	0.00	0.00	0.00	71,676.60
November 2026	0.00	0.00	0.00	0.00	0.00	0.00	71,676.60
December 2026	0.00	0.00	0.00	0.00	0.00	0.00	71,676.60
NRRA TOTALS	62,991.62	4,866.89	564.88	3,072.16	181.05	71,676.60	

**WASTE STREAM REPORT FOR
JANUARY THROUGH DECEMBER 2025**

MONTH	MUNICIPAL SOLID WASTE	CONST. DEBRIS	CLEAN WOOD	POTW/IND	TIRES	TOTALS	YTD TOTAL
January 2025	12,538.51	4,271.05	87.01	541.48	42.40	17,480.45	17,480.45
February 2025	12,623.67	1,314.67	168.48	618.62	22.35	14,747.79	32,228.24
March 2025	12,907.34	1,801.60	163.52	698.67	56.73	15,627.86	47,856.10
April 2025	14,125.09	2,566.00	210.21	879.24	123.03	17,903.57	65,759.67
May 2025	15,557.05	2,287.51	179.97	1,173.61	40.42	19,238.56	84,998.23
June 2025	14,348.64	2,142.76	118.31	766.02	35.31	17,411.04	102,409.27
July 2025	17,426.21	1,281.84	161.39	683.06	42.99	19,595.49	122,004.76
August 2025	16,224.35	1,769.88	172.09	726.10	45.59	18,938.01	140,942.77
September 2025	15,605.97	5,295.36	114.13	1,248.01	40.73	22,304.20	163,246.97
October 2025	16,315.83	8,723.04	132.23	729.79	46.76	25,947.65	189,194.62
November 2025	14,093.81	3,000.92	123.83	911.32	34.80	18,164.68	207,359.30
December 2025	14,536.50	1,180.46	113.60	822.84	31.28	16,684.68	224,043.98
NRRA TOTALS	176,302.97	43,303.70	1,744.77	9,798.76	562.39	224,043.98	